

The GuNET eClass

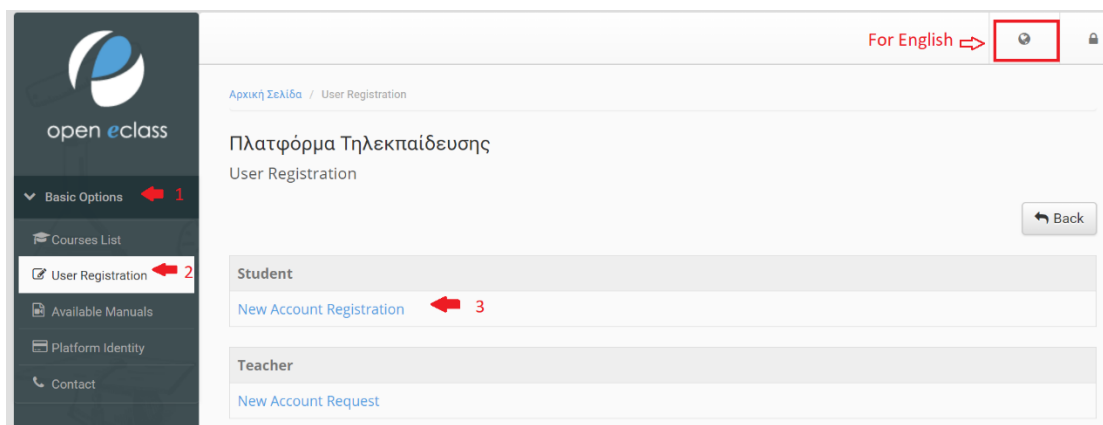
Guidelines for registration in the Holomakers class

How can I register myself?

- 1) Click the link below to start the registration process

<https://eclass.gunet.gr/index.php?localize=en>

Click Register and then go to “student registration box” and select "New Account registration" (see picture below)



REGISTRATION PROCESS

- 2) **Please provide all the information needed.** Fill in your name, surname, username, password, email and select Faculty.

Please, take care of the following points:

Email

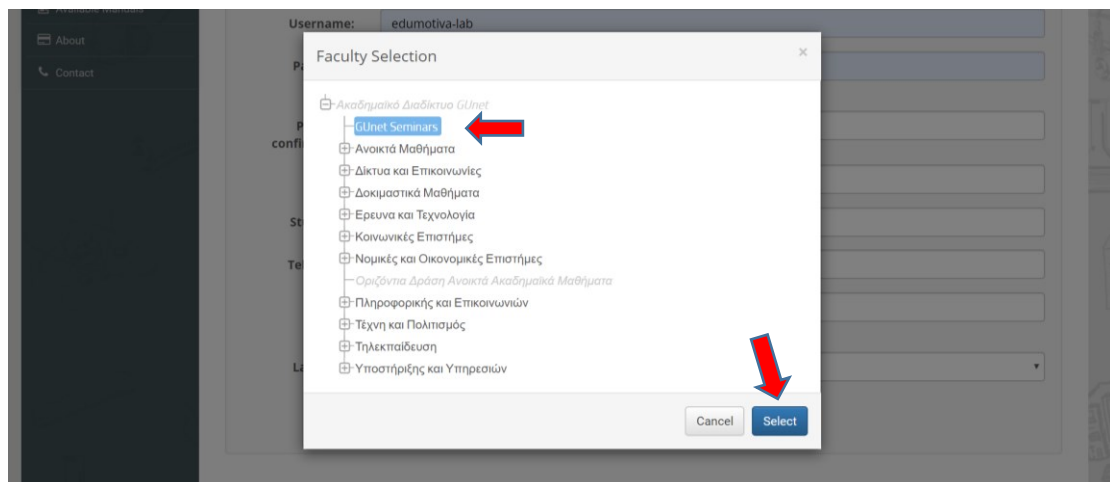
Email may appear as optional, but you are advised to put it here because it will ease the registration process and will help our communication (i.e. you can receive recent announcements etc).

StudentID

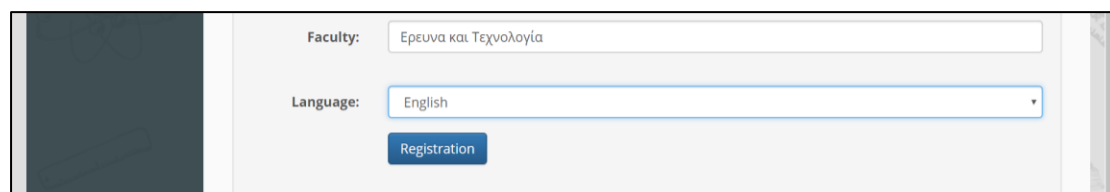
StudentID is: you can leave it empty or *optionally type down: holomakers*

Faculty

You should select the **option GUnet Seminars**) (see picture below) and then click on the “select” button.

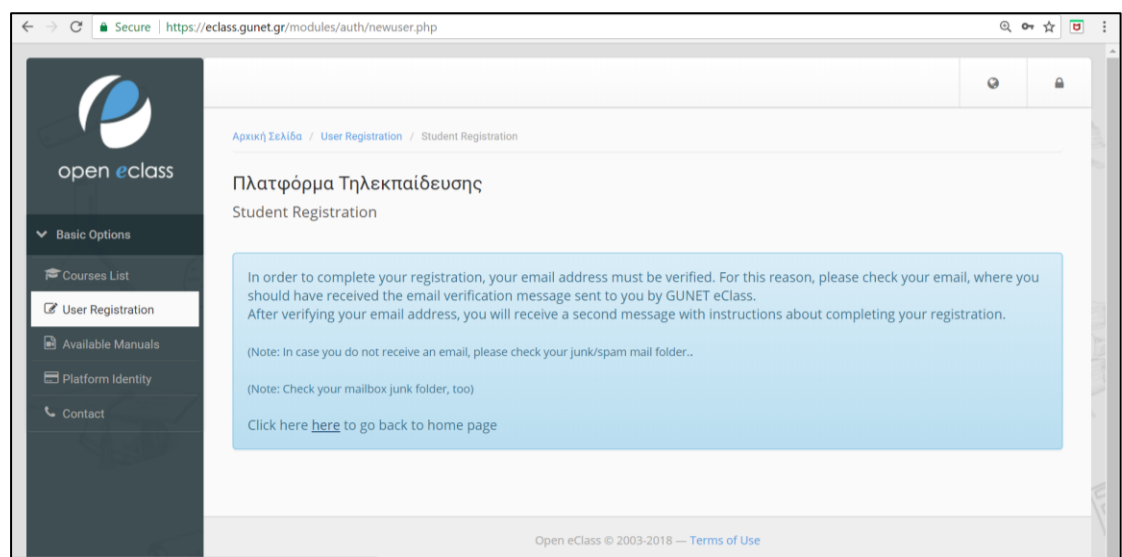


You can select also the language and then click ‘Registration’



- 3) Great! Now your email address must be verified. So please check your mailbox. A confirmation email has been sent to you by GUNET eClass.

REGISTRATION PROCESS

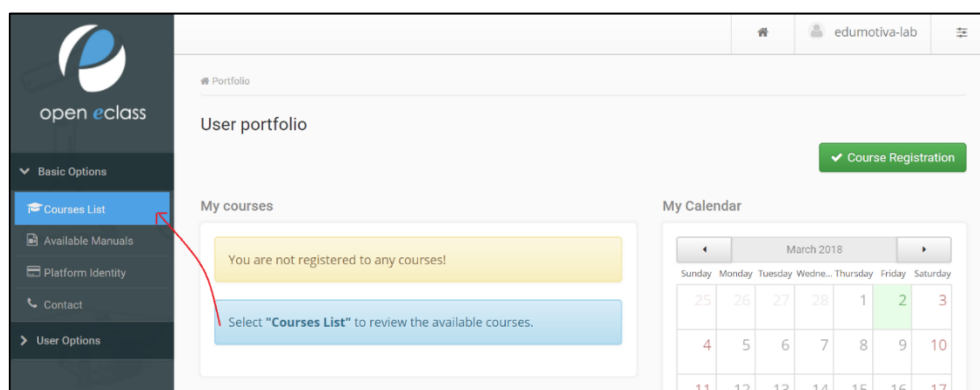


- 4) Log in using your username and password.

https://eclass.gunet.gr/main/login_form.php?next=%2Fcourses%2FLABGU366%2F

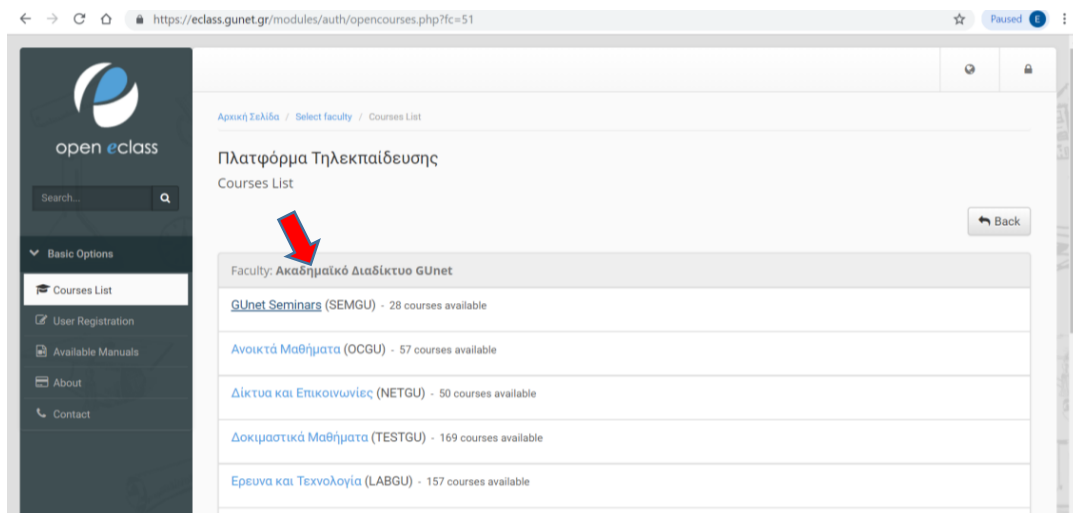
- 5) **Great!** The final step now is to express your interest in registering to the Holomakers course. Read the steps and see the pictures below.

Click on the **course list (1)**, then on the **Faculty (2)** and then scroll down and select '**GUnet Seminars' (3)** and from the list select **HOLOMAKERS (LABGU366) (4)**

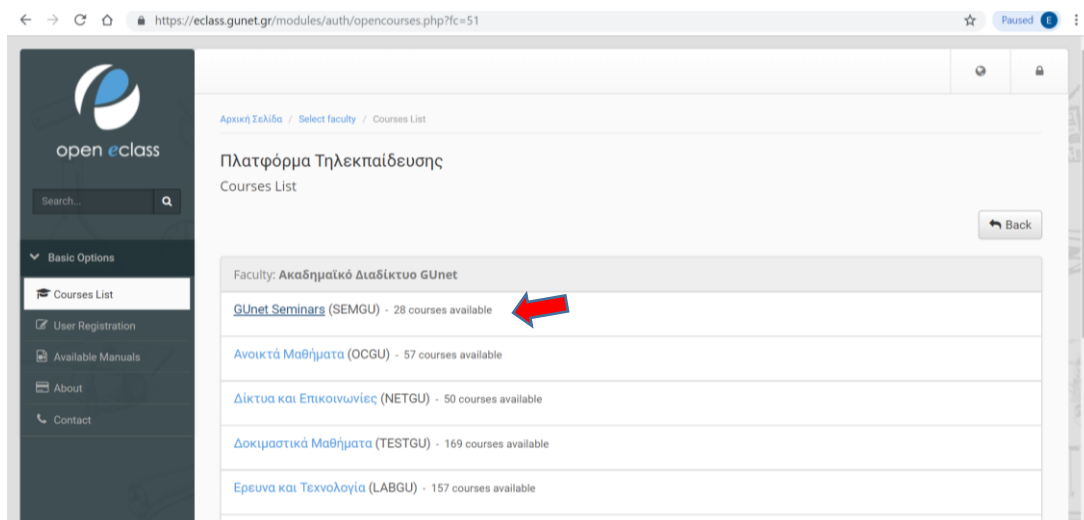


(1)

REGISTRATION PROCESS



(1)



(3)

| | | |
|--------------------------|--|--|
| | (SEMGU114) | |
| <input type="checkbox"/> | 5. Συγχρονισμός βίντεο με διαφάνειες (SEMGU103) | Κωνσταντίνος Βύλιος Κατερίνα Ασπιώτη |
| <input type="checkbox"/> | 6. Διάθεση αρχείων βίντεο στο Διαδίκτυο (SEMGU105) | Μιχάλης Γκατζώνης |
| <input type="checkbox"/> | 8. Γενικά θέματα σχεδιασμού και χρήσης αισθουσών τηλεκαίδευσης (SEMGU111) | Παντελής Μπαλαούρας |
| <input type="checkbox"/> | 9. Υπηρεσίες τηλεδιάσκεψης για τον τελικό χρήστη (SEMGU112) | Δασκόπουλος Δημήτρης Απόστολος Καρακούσης |
| <input type="checkbox"/> | Creating Digital Educational Materials and Online Courses (IT218) | GUnet E-learning Group |
| <input type="checkbox"/> | HOLOMAKERS: Holography in STEAM education (LABGU366) | Holomakers team |
| <input type="checkbox"/> | Infrastructure and Services for building a Learning City Virtual Academy (Erasmus+ KA1 Mobility) (SEMGU126) | GUnet E-learning Group |
| <input type="checkbox"/> | INSIDE - Including Students with Impairments in Distance Education (ERASMUS+) | Georgios Kouroupetroglou |
| <input type="checkbox"/> | Learning Cities: Two UNESCO pearls, the Gulf of the Poets and the "Cinque Terre" National Park Arts, Nature and Culture (SEMGU122) | Jacop Bianchi, Claudia Baldiera, Sabrina Ferdeghini, Diego Savani |
| <input type="checkbox"/> | MAENDI2012-Modeling and Analysis of Environmental Data using ICT (SEMGU121) Course password: <input type="text"/> | Manolis Maragoudakis |
| <input type="checkbox"/> | SKIVRE Training Module 1: THE MONASTIC PRODUCT (SEMGU145) | Matthias Wagner, Victoria Templeton |

(4)

REGISTRATION PROCESS

Great! Almost there...just complete the request form (simply do not leave it empty) and click **Submit**

For example:

The screenshot shows a web browser window with the URL https://eclass.gunet.gr/modules/contact/index.php?course_id=1852. A blue message box at the top states: "You are trying to access a closed course. To register, you need to contact the course administrator. Please note that you should mention your full name or username on the platform so that administrator can register you to the course." Below this is a form titled "Request Course HOLOMAKERS: Holography in STEAM education". The form includes the following fields: "From: eulab edumotiva", "Send to: Alimisis Dimitris Alimisi Rene", and a large text area for "Please enter your reasons to request registration to this course." The text area contains the example text: "Hi! I am
I am a secondary school teacher interested in STEM and Holography. I ll be happy to join this eclass...
My username on the platform is....". A "Submit" button is located at the bottom right of the form.

In case you have any problem, do not hesitate to contact us at info@holomakers.eu

Website: <http://holomakers.eu>

Twitter: [@holomakers_eu](https://twitter.com/holomakers_eu)

Facebook: [@holomakers](https://www.facebook.com/holomakers)

This project has been funded with support from the European Commission under the Erasmus+ Programme (2016-1- PL01-KA201- 026492). This publication reflects the views only of the author, and the Commission cannot be held responsible for any use which may be made of the information contained therein.